Connect the lead with the BT Plug into the phone socket of the Building's phone system. (The phone line Must be on 2 wires analogue system)

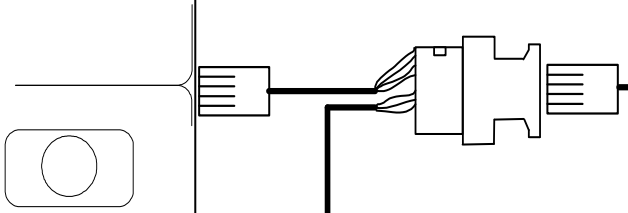

IMPORTANT:
Backup Battery MUST be connected the correct way around. If not, the PCB tracked Fuse will blow.

12V ok LED

"System Ready"

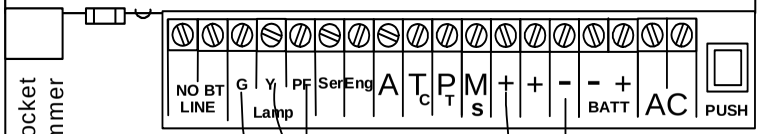

15 way D Socket for the Programmer

Green

Yellow

Black (Not Used)

Red

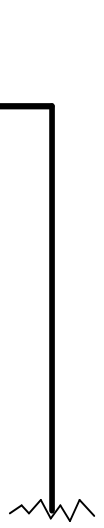

If the Main unit is Mounted in the Motor/Pump Room, Extend all the Speaker box cables using 4 Terminal Blocks

Refer to the Pictogram Wiring Instruction for the Pictogram/Loop cable





Speaker Box in Lift car with EN70 Pictogram

White Cable for Pictogram and/or Inductive Loop

Car Speaker Interface with AD1000 EN1/EN3

Drawing: enint3 12/04/03

Windcrest
Tel: 0208 795 0333
Fax: 0208 795 0444

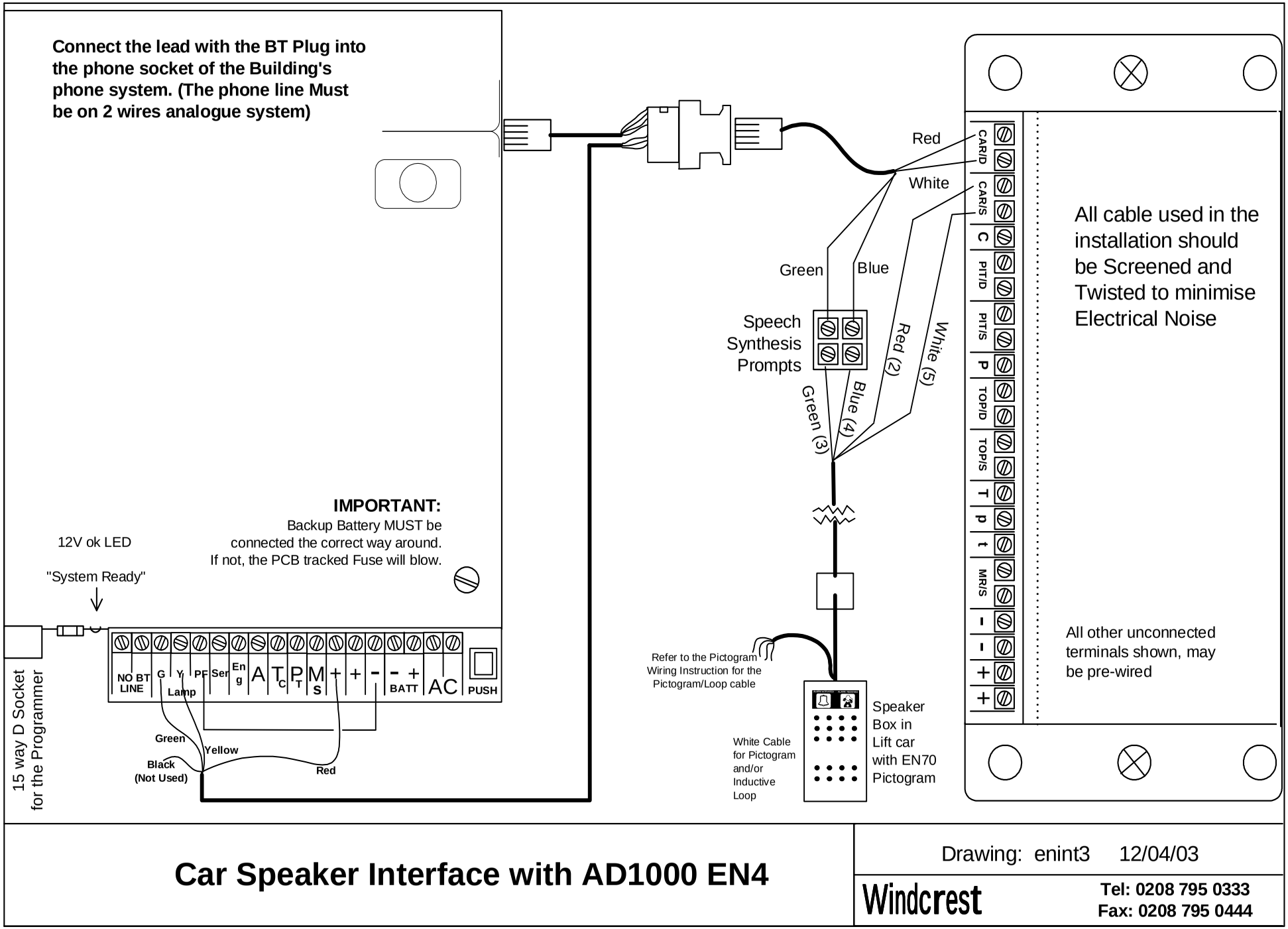

Car Speaker Interface with AD1000 EN4

Drawing: enint3 12/04/03

Windcrest
Tel: 0208 795 0333
Fax: 0208 795 0444